

# 2019 RULES of GOLF MAJOR CHANGES



# Overview

- Spirit of the Game & Etiquette
- Promoting Faster Pace of Play (Flagstick, Lost Ball, Search in Rough, Playing Out of Turn)
- Relaxed Requirements and Reduced Penalties
  - On the Putting Green; ball moving, repair spike marks
  - In Bunkers- loose impediments
  - Accidental Acts & Occurrences- searching for ball and moved
- Determining Who or What Moved a Ball at Rest-Innocent Before Proven Guilty
- Penalty Areas-Expanded areas (Includes desert areas, jungles)
- Simplified Dropping and Re-Dropping Procedures-Knee Height
- Unplayable Ball in Bunker – New Relief Option-2 strokes to get out
- Advice, Equipment, Stroke & Distance Local Rule

# Spirit of the Game / Etiquette

- Playing by the Rules



The new Rules directly address the high standards of conduct expected from players.

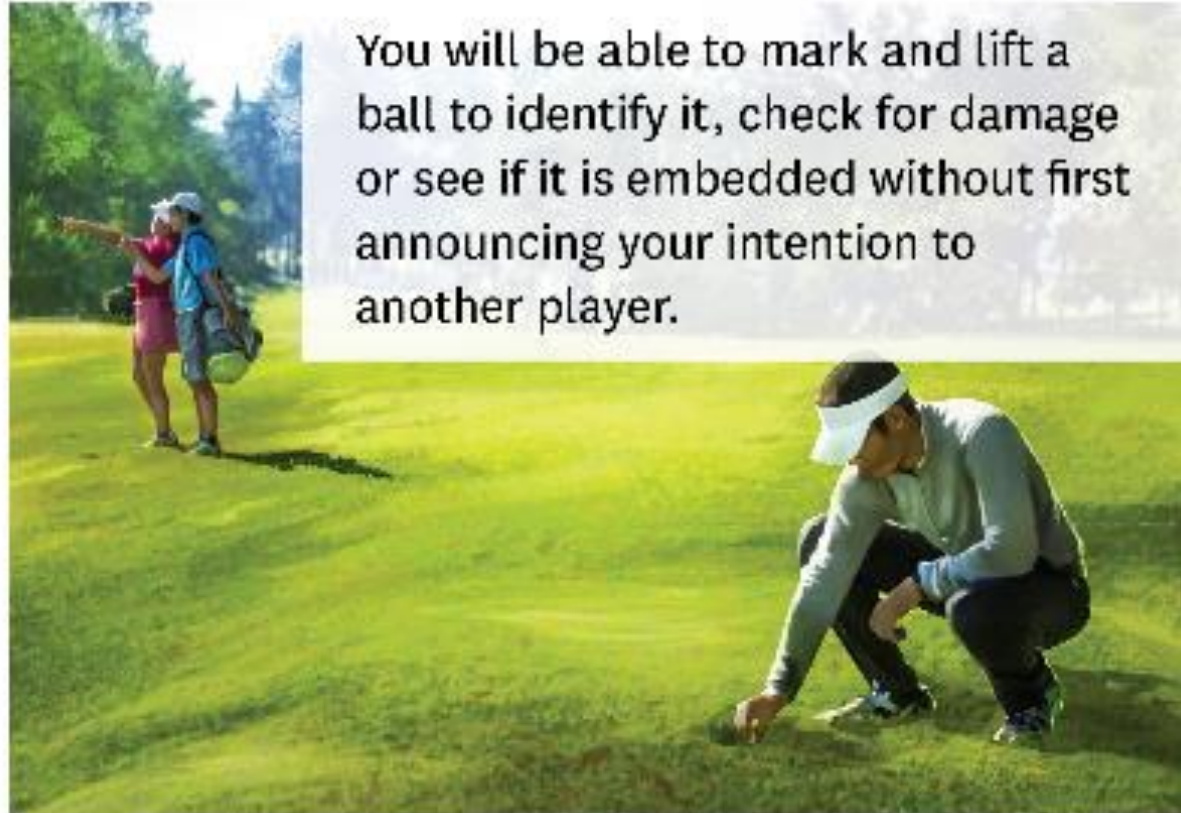
“All players are expected to play in the spirit of the game by:

- Acting with integrity.. *Honesty* apply penalties, follow Rules
- Showing consideration to others....
- Taking good care of the *course*....”

*(Rule 1.2a - Standards of Player Conduct; Conduct Expected of All Players)*

# Spirit of the Game / Etiquette

- Playing by the Rules
  - Player Integrity



You will be able to mark and lift a ball to identify it, check for damage or see if it is embedded without first announcing your intention to another player.



# Spirit of the Game / Etiquette

- Playing by the Rules
  - **Player Judgment**
    - a. Estimating where ball last crossed margin of penalty area*
    - b. Estimate for dropping*
    - c. Replacing ball on Original spot.*

So long as you do all that can be reasonably expected under the circumstances to make an accurate estimation or measurement, your reasonable judgment will be accepted even if later shown to be wrong by other means (such as video technology).



# Spirit of the Game / Etiquette

- Playing by the Rules
- Standards of Conduct
  - Committee set codes of conduct allowed



A Committee will have the authority to adopt its own code of conduct and to set penalties for breaches of that code.

“The Committee may set its own standards of player conduct in a Code of Conduct adopted as a Local Rule.”

*(Rule 1.2b - Standards of Player Conduct; Code of Conduct)*

# Promoting Faster Pace of Play

- Rule 5.6b – Prompt Pace of Play

## Prompt Pace of Play

Hitting out of turn in match play (with agreement.) **Player has given up the right to cancel the stroke**



# Promoting Faster Pace of Play

- **Rule 5.6b – Prompt Pace of Play**
- Ready Golf Encouraged





# Promoting Faster Pace of Play

- Rule 5.6b – Prompt Pace of Play
- Ready Golf Encouraged
- Search time reduced to 3 minutes-*provisional ball okay after going forward*



# Promoting Faster Pace of Play

- Rule 5.6b – Prompt Pace of Play
- Ready Golf Encouraged
- Search time reduced to 3 minutes
- Caddies
  - May not stand behind their player when begins taking stance for stroke



# Promoting Faster Pace of Play

- Rule 5.6b – Prompt Pace of Play
- Ready Golf Encouraged
- Search time reduced to 3 minutes
- Caddies
  - May not stand behind their player
  - May always mark, lift and clean ball on the Putting Green
  - Search for ball
  - Remove sand, loose soil & repair damage on putting green, loose impediments and movable obstructions





# Promoting Faster Pace of Play

- Rule 5.6b – Prompt Pace of Play
- Ready Golf Encouraged
- Search time reduced to 3 minutes
- Caddies
  - May not assist player with alignment
  - May always mark, lift and clean ball on PG
- Putting allowed with Flagstick in the Hole
- Optional Local Rule for Stroke and Distance





# Relaxed Requirements and Reduced Penalties

- On the Putting Green
- In Bunkers
- Accidental Acts and Occurrences

# Relaxed Requirements and Reduced Penalties

- On the Putting Green
  - Repair of Damage





# Relaxed Requirements and Reduced Penalties

- On the Putting Green
  - Repair of Damage
  - Touching Line of Play  
(indicate line of play)





# Relaxed Requirements and Reduced Penalties

- On the Putting Green
  - Repair of Damage
  - Touching Line of Play
  - Accidental movement of ball (No Penalty)



# Relaxed Requirements and Reduced Penalties

- On the Putting Green
  - Repair of Damage
  - Touching Line of Play
  - Accidental movement of ball (No Penalty)
  - After marking & lifting, ball is always replaced if it moves



# Relaxed Requirements and Reduced Penalties

- On the Putting Green
  - Repair of Damage
  - Touching Line of Play
  - Accidental movement of ball, No Penalty
  - After marking & lifting, ball is always replaced if it moves
  - Okay for a putt to strike an unattended flagstick in the hole





# Relaxed Requirements and Reduced Penalties

- In Bunkers
  - Okay to move Loose Impediments

If improves conditions affecting stroke,  
okay if action reasonable.

Do not move the ball!





# Relaxed Requirements and Reduced Penalties

- In Bunkers
  - Okay to move Loose Impediments
  - Touching Sand, except near ball
  - Ground Club, except near ball
  - Testing still penalized *except*  
Other bunker!!!



# Relaxed Requirements and Reduced Penalties

- Accidental Acts and Occurrences, **No Penalty**
  - Deflection of a Ball in Motion



# Relaxed Requirements and Reduced Penalties

- Accidental Acts and Occurrences, **No Penalty**
  - Deflection of a Ball in Motion
  - Movement of a Ball on the Putting Green





# Relaxed Requirements and Reduced Penalties

- Accidental Acts and Occurrences, **No Penalty**
  - Deflection of a Ball in Motion
  - Movement of a Ball on the Putting Green
  - Movement of a Ball During Search





# Relaxed Requirements and Reduced Penalties

- Accidental Acts and Occurrences, **No Penalty**
  - Deflection of a Ball in Motion
  - Movement of a Ball on the Putting Green
  - Movement of a Ball During Search
  - Double Hits

Current Rule



2019 Rule





# Determining Who or What Moved a Ball at Rest

- Virtual Certainty required to conclude you caused your ball to move:

## *4 Possible Causes:*

- *Natural Forces i.e., wind, water or effects of gravity*
- *Player includes caddie*
- *Opponent or caddie*
- *Outside Influence including any other player in Stroke Play.*

*If not known that one or more was the cause, ball treated as moved by natural forces.*





# Penalty Areas

- What are they?
- *Areas where relief with a 1 stroke penalty is allowed if ball comes to rest there.*



# Penalty Areas

- What are they?
- Any Penalty Area can be marked Red



# Penalty Areas


- What are they?
- Any Penalty Area can be marked Red
- Play from Penalty Areas
  - Okay to move loose impediments
  - Okay to make practice swings
  - Okay to ground your club
  - Okay to touch water





# Penalty Areas

- What are they?
- Any Penalty Area can be marked Red
- Play from Penalty Areas
  - Okay to move loose impediments
  - Okay to make practice swings
  - Okay to ground your club
  - Okay to touch water
- Relief Options (Red–3, Yellow–2)
  - Stroke and Distance (Red or Yellow)



# Penalty Areas

- What are they?
- Any Penalty Area can be marked Red
- Play from Penalty Areas
  - Okay to move loose impediments
  - Okay to make practice swings
  - Okay to ground your club
  - Okay to touch water
- Relief Options (Red–3, Yellow–2)
  - Stroke and Distance (Red or Yellow)
  - Back-on-the-Line (Red or Yellow)



# Penalty Areas

- What are they?
- Any Penalty Area can be marked Red
- Play from Penalty Areas
  - Okay to move loose impediments
  - Okay to make practice swings
  - Okay to ground your club
  - Okay to touch water
- Relief Options (Red–3, Yellow–2)
  - Stroke and Distance (Red or Yellow)
  - Back-on-the-Line (Red or Yellow)
  - Lateral Relief (Red only)





# Penalty Areas

- What are they?
- Any Penalty Area can be Marked Red
- Play from Penalty Areas
  - Okay to move loose impediments
  - Okay to make practice swings
  - Okay to ground your club
  - Okay to touch water
- Relief Options (Red–3, Yellow–2)
  - Stroke and Distance (Red or Yellow)
  - Back-on-the-Line (Red or Yellow)
  - Lateral Relief (Red only)

## 2019 Rule

You no longer have the option of taking relief on the opposite side of the point where your ball last crossed the edge of the penalty area.



- Option for equal distance opposite margin relief, available by Local Rule only

# Simplified Dropping and Re-Dropping Procedures

- Drop in the “right way”
  - Player only
  - Knee height
  - Straight down
  - No throw, spin or roll
  - Hit in the relief area



# Simplified Dropping and Re-Dropping Procedures

- Drop in the “right way”
- Club-Lengths and Relief Areas
  - Always your longest club (except your putter)





# Simplified Dropping and Re-Dropping Procedures

- Drop from Knee Height
- Club-Lengths and Relief Areas
  - Always your longest club (except your putter)
  - Measured/estimated from the **“reference point”**
    - Nearest point of complete relief
    - Point original ball last crossed edge of penalty area
    - Spot where previous stroke made. (New S&D)
    - Point immediately behind where ball embedded (New point of drop)



# Simplified Dropping and Re-Dropping Procedures

- Drop from Knee Height
- Club-Lengths and Relief Areas
  - Always your longest club (except your putter)
  - Measured/estimated from the “reference point”
  - All within one club-length of the reference point not nearer the hole...

***Back-On-Line-Relief:***

***Choose or Not Choose a reference***

***point. If not, must use nearest point on line.***





# Simplified Dropping and Re-Dropping Procedures

- Drop from Knee Height
- Club-Lengths and Relief Areas
  - Always your longest club (except your putter)
  - Measured/estimated from the “reference point”
  - All one club-length from reference point not nearer the hole...
  - EXCEPT lateral relief (within two club-lengths)



# Simplified Dropping and Re-Dropping Procedures

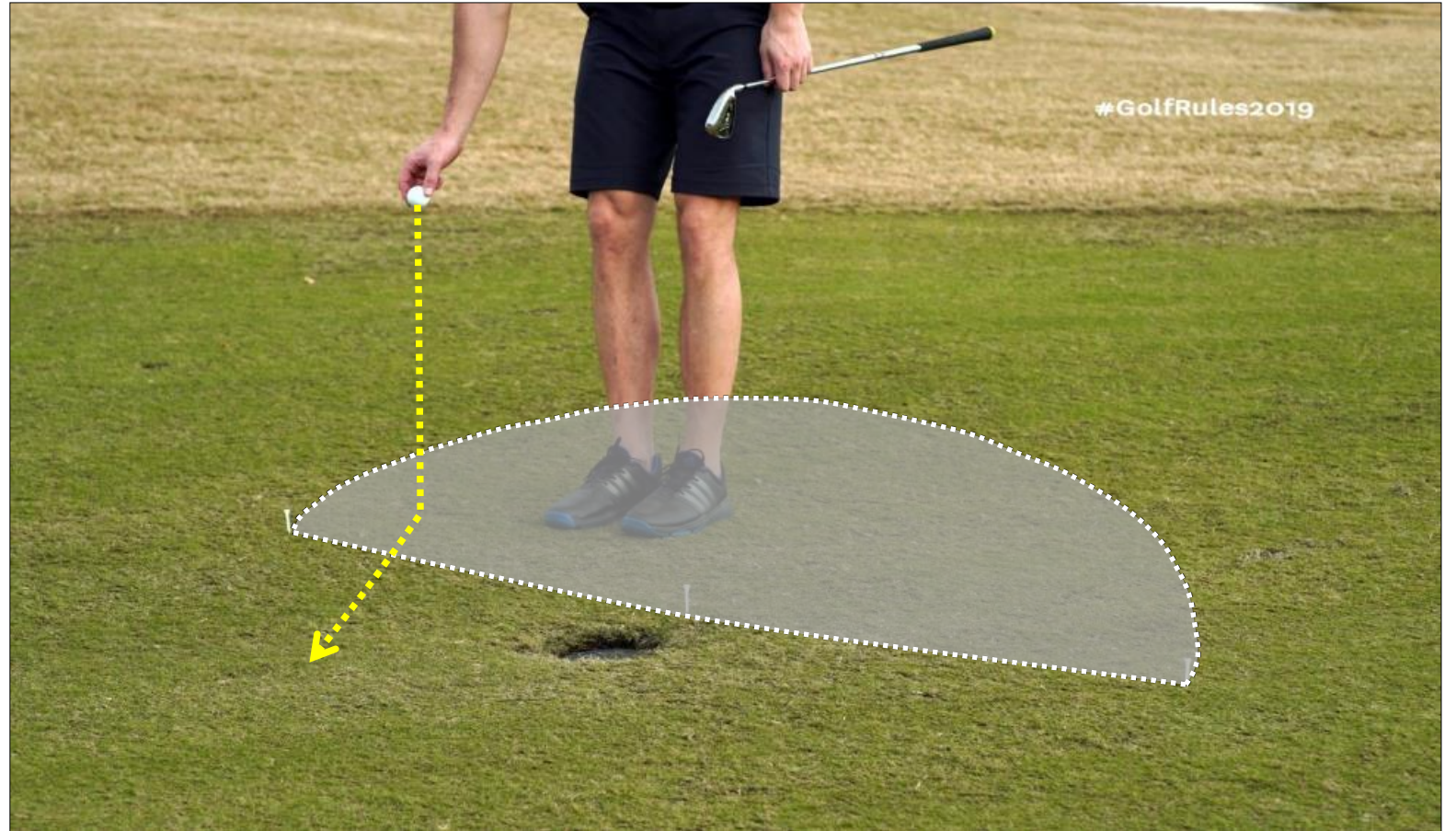
- Drop from Knee Height
- Club-Lengths and Relief Areas
- When to Re-Drop





# Simplified Dropping and Re-Dropping Procedures

- Drop from Knee Height
- Club-Lengths and Relief Areas
- When to re-drop
  - “Right way” drop  
(drop, drop, place)



# Simplified Dropping and Re-Dropping Procedures

- Drop from Knee Height
- Club-Lengths and Relief Areas
- When to re-drop
  - “Right way” drop  
(drop, drop, place)
  - “Wrong way” drop  
(unlimited)
    - Not knee height





# Simplified Dropping and Re-Dropping Procedures

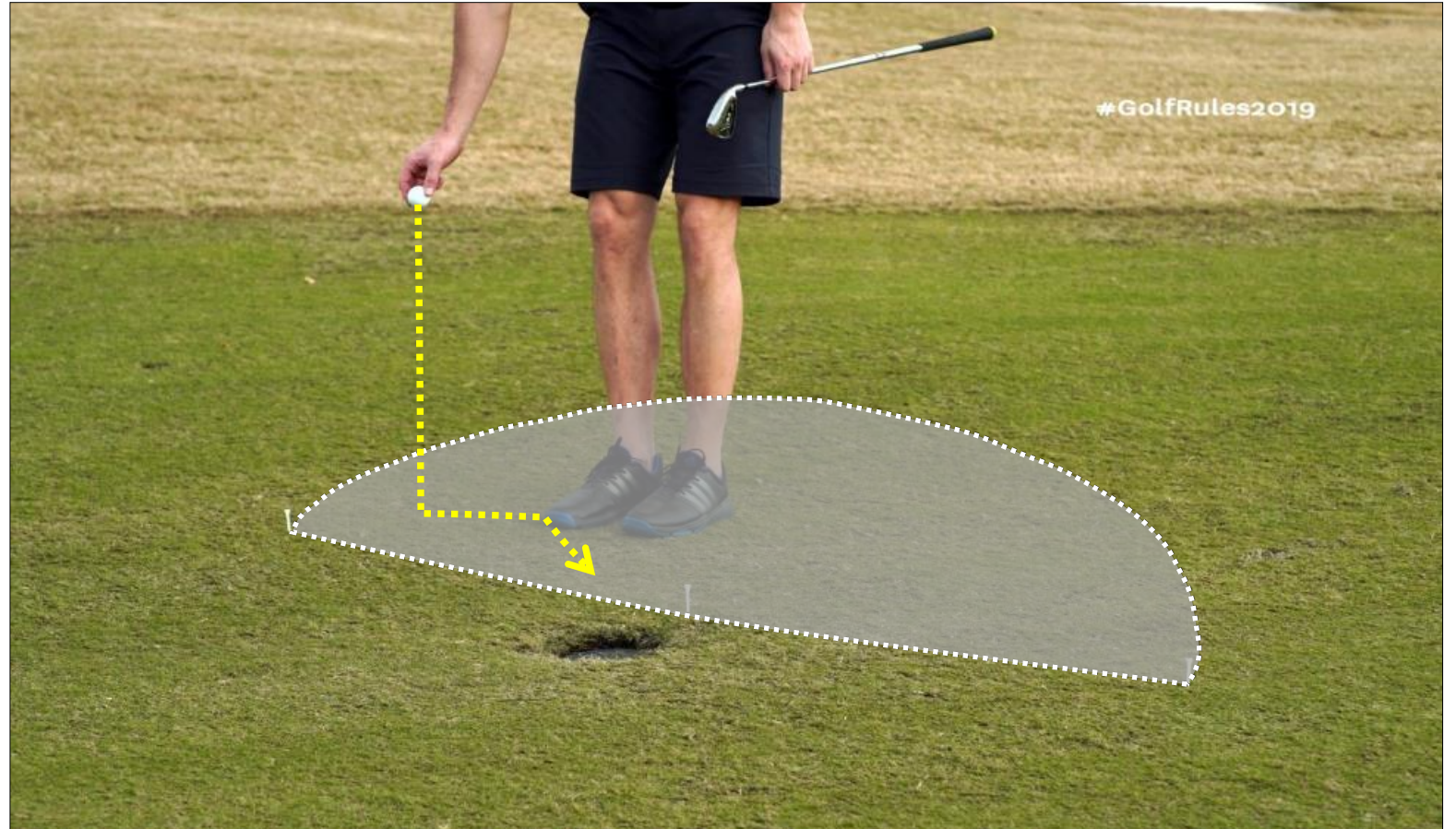
- Drop from Knee Height
- Club-Lengths and Relief Areas
- When to re-drop
  - “Right way” drop (drop, drop, place)
  - “Wrong way” drop (unlimited)
    - Not knee height
    - hits player or equipment before hitting ground





# Simplified Dropping and Re-Dropping Procedures

- Drop from Knee Height
- Club-Lengths and Relief Areas
- When to re-drop
  - “Right way” drop (drop, drop, place)
  - “Wrong way” drop (unlimited)
  - “Right way” drop, then accidental deflection – **drop is good**



# Simplified Dropping and Re-Dropping Procedures

- Drop from Knee Height
- Club-Lengths and Relief Areas
- When to Re-Drop
- All drops permit substitution
  - free relief
  - and
  - penalty relief



# Unplayable Ball – New Bunker Relief Option

- Back-on-the-Line Outside Bunker
- Two Penalty Strokes





MAJOR CHANGES

# Advice & Help, Equipment, Stroke & Distance

- Caddie not allowed to stand behind player



- **Rule 10.2b(4):**
- **1. Meaning of “Begins Taking a Stance for the Stroke”:**
- Rule 10.2b(4) does not allow a player to have his or her caddie deliberately stand on or close to an extension of the line of play behind the ball for any reason when the player begins taking a stance for the stroke. Reference to “the stroke” means the stroke that is actually made
- The player begins to take the stance for the stroke that is actually made when he or she has at least one foot in position for that stance.
- If a player backs away from the stance, he or she has not taken a stance for the stroke that is actually made, and the second bullet point in Rule 10.2b(4) does not apply.
- Therefore, if a player takes a stance when the caddie is deliberately standing on or close to an extension of the line of play behind the ball, there is no penalty under Rule 10.2b(4) if the player backs away from the stance and does not begin to take a stance for the stroke that is actually made until after the caddie has moved out of that location. This applies anywhere on the course.
- Backing away means that the player’s feet or body are no longer in a position where helpful guidance on aiming at the intended target line could be given. (Added 2/2019)
- The announcement from the USGA included 3 clarifications with the one above and these two:
- **2. Examples of Caddie Not Deliberately Standing Behind Ball When Player Begins Taking Stance for Stroke**
- **3. Alignment Help Before Player Has Begun Taking Stance for Stroke**
- Available for review on [USGA.org](https://www.usga.org)

## MAJOR CHANGES

# Advice & Help, Equipment, Stroke & Distance

- Caddie not allowed to stand behind player
- Caddie may always mark, lift and clean ball on the Putting Green





# Advice & Help, Equipment, Stroke & Distance

- Caddie not allowed to stand behind player to help with alignment
- Caddie may always mark, lift and clean ball on PG
- Clubs
  - Damage, for any reason, during your round, either continue play with or repair club



**2019 Rule**

You will be allowed to keep using any damaged club, even if you damaged it in anger.

# Advice & Help, Equipment, Stroke & Distance

- Caddie not allowed to stand behind player to help with alignment
- Caddie may always mark, lift and clean ball on PG
- Clubs
  - Damage, for any reason, during your round, either continue play with or repair club
  - Replacement allowed only if player is not responsible for damage (**exception: outside influence or natural forces**)



## 2019 Rule

You will be allowed to keep using any damaged club, even if you damaged it in anger.

# Advice & Help, Equipment, Stroke & Distance

- Caddie not allowed to stand behind player to help with alignment
- Caddie may always mark, lift and clean ball on PG
- Clubs
  - Damage, for any reason, during your round, either continue play with or repair it
  - Replacement allowed only if player is not responsible for damage
- Distance Measuring Devices permitted unless prohibited by a Local Rule





# Advice & Help, Equipment, Stroke & Distance

- Local Rule Alternative for Stroke and Distance (E-5)



# Review and Questions

- Spirit of the Game & Etiquette
- Promoting Faster Pace of Play
- Relaxed Requirements and Reduced Penalties
  - On the Putting Green
  - In Bunkers
  - Accidental Acts & Occurrences
- Determining Who or What Moved a Ball at Rest
- Penalty Areas
- Simplified Dropping and Re-Dropping Procedures
- Unplayable Ball in Bunker – New Relief Option
- Advice, Equipment, Stroke & Distance Local Rule

- **UDPABE-** Up and Down, Penalty Area & Boundary Edge

- **DBGUR-** Down, Bunker & Ground Under Repair

- **CICI-** Cut or Cracked

- Identification
- Check if in Condition
- Interfering or Helping (except Putting Green)



# Resources to Find Out More...

**Go to:** [www.USGA.org/Rules](http://www.USGA.org/Rules)

- Major Changes Videos
- Infographics
- Golf's New Rules: FAQs
- Papers
- Charts
- Downloadable Resources, including the 2019 Rules of Golf for 2019 (unabridged)
- Example of how the Rules might look in print
- Clarifications to Rules and Interpretations



# WAYS TO LEARN – WORKSHOPS/TOOLKITS

- We encourage anyone with an interest in the Rules to attend a PGA/USGA Workshop for a comprehensive program on all the changes to the Rules of Golf.
- We also encourage anyone that does attend a workshop to become “Rules- Certified” through one of the established certification options
- To Register: Go to [usga.org](https://usga.org)
- 21 Different Schools (From Jan – April 2019)
- Various seminars being offered by CGA & SCGA



# PGA Members

- **Publications:** As a service to the golf community, the USGA offers complimentary copies of both the 2019 Player's Edition of the Rules of Golf and the 2019 Rules of Golf to golf associations, entities and clubs.
- The Official Guide to the Rules of Golf, the replacement for the "Decisions" book, is available for order at cost (\$16 per book). The Official Guide is also available digitally on USGA.org.