

# How do I score a game? (website)

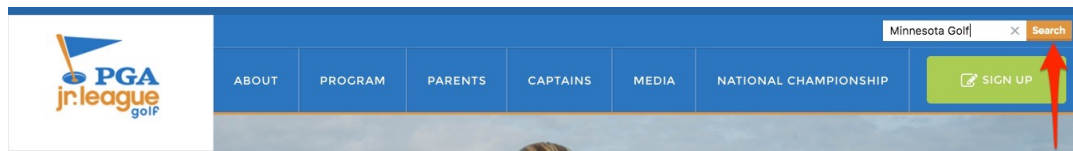
Once game has been played, follow the directions below to score the game.  
1/13/2017



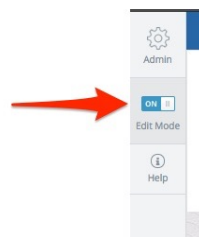
- Step 1: Login to your SportsEngine account
  - » Navigate to [www.pgajlg.com](http://www.pgajlg.com)
  - » In the upper right hand of your screen, click the “Login” button



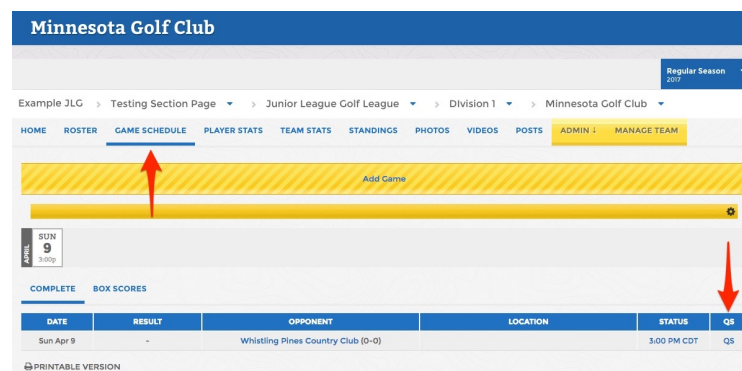
- Step 2: Once logged in, locate the team page you would like to view
  - » Search the team via the ‘Search’ bar in the upper right of the page



- » Select the team from the search results
- Step 3: Locate game
  - » Switch into Edit mode on the page



- » Click on ‘Game Schedule’, then ‘QS’ to the right of the game



- Step 4: Score Game
  - » Select 'Final' from the 'Game Status' dropdown menu
  - » Enter in the game score and click 'Save'

**EDIT GAME QUICK SCORE** CLOSE

**Quick Score Game**  
Enter the game status and scores for each team. Quick Scoring functionality is for game result reporting purposes only. Games entered in this way do not affect team and player season totals until team and player stats are entered.

Game Status: Final

Scores: 4 at 5  
Whistling Pines Country Club Minnesota Golf Club

Comment:

Save